

TAB E.Leisure clever

Lithium Iron Phosphate Battery



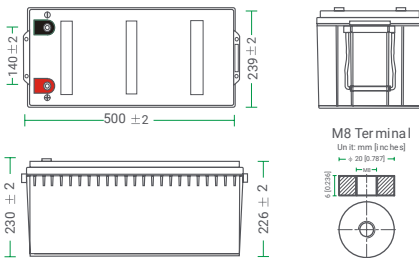
HD25.6-150
25.6V | 150Ah | 3840Wh

Features of LiFePO4 Battery

- Longer Cycle Life: Offers up to 20 times longer cycle life and five times longer float/calendar life than lead acid battery, helping to minimize replacement cost and reduce total cost of ownership.
- Lighter Weight: About 40% of the weight of a comparable lead acid battery. A 'drop in' replacement for lead acid batteries.
- Higher Power: Delivers twice power of lead acid battery, even high discharge rate, while maintaining high energy capacity.
- Wider Temperature Range: $-20^{\circ}\text{C} \sim 60^{\circ}\text{C}$.
- Superior Safety: Lithium Iron Phosphate chemistry eliminates the risk of explosion or combustion due to high impact, overcharging or short circuit situation.



Physical Dimension



Application



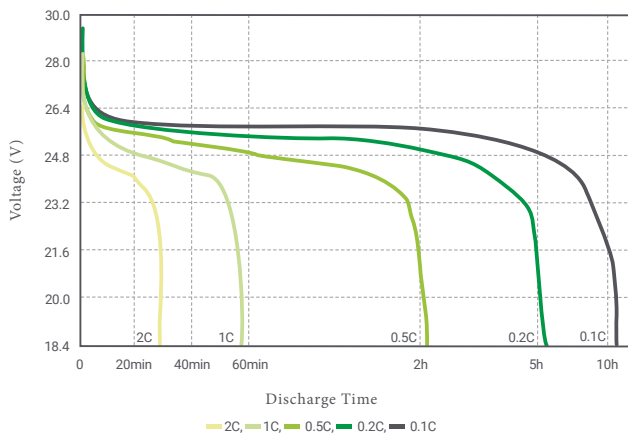
- Electric vehicles, electric mobility
- Solar/wind energy storage system
- UPS, backup power
- Telecommunication
- Medical equipment
- Lighting

Specification

Electrical Characteristics	Nominal Voltage	25.6V
	Nominal Capacity	150Ah (C ₅ , 25°C)
	Energy	3840 Wh
	Internal Resistance	≤30mΩ
	Cycle Life	>2000 cycles
	Months Self Discharge	<3%
	Efficiency of Charge	100% @0.5C
	Efficiency of Discharge	96~99% @1C
Standard Charge	Charge Voltage	28.4V±29.2V
	Charge Mode	0.2C to 29.2V, then 29.2V charge current to 0.02C(CC/CV)
	Charger Current	50A
	Max. Charge Current	100A
	Charge Cut-off Voltage	31.2V±0.2V
Standard Discharge	Continuous Current	100A
	Max. Pulse Current	200A(<5s)
	Discharge Cut-off Voltage	20V
Environmental	Charge Temperature	0°C to 45°C (32F to 113F) @60±25% Relative Humidity
	Discharge Temperature	-20°C to 60°C (-4F to 140F) @60±25% Relative Humidity
	Storage Temperature	0°C to 40°C (32F to 104F) @60±25% Relative Humidity
	Water Dust Resistance	IP56
Mechanical	Cell & Method	26650 8S38P
	Plastic Case	ABS
	Dimensions (mm.)	500*239*230 mm
	Weight (kg)	32,5 kg
	Terminal	M8
Features	Bluetooth / RS485 / RS232 / SMBus / CANBus SOC LED / LCD Indicator	

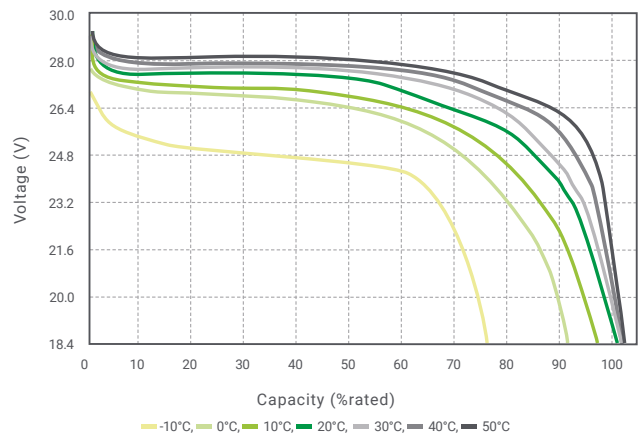
Different Rate Discharge Curve

Different Rate Discharge Curve @ 25°C



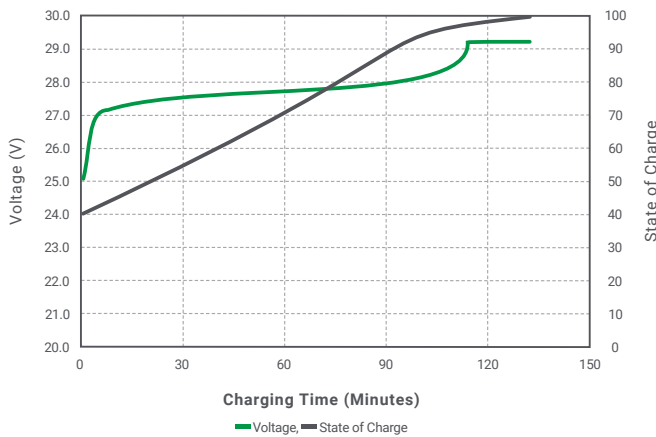
Different Temperature Discharge Curve

Different Temperature Discharge Curve @ 0.5



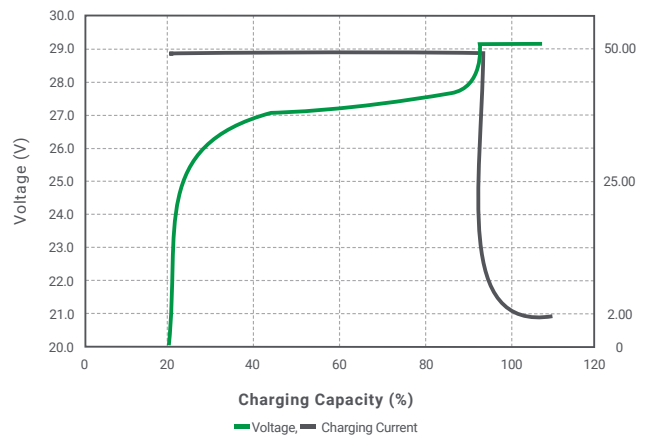
Characteristics Curve

State of Charge Curve @0.5C 25°C



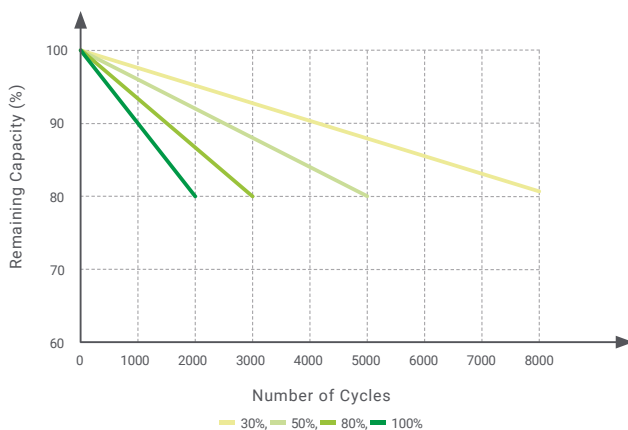
Characteristics Curve

Charging Characteristics @0.5C 25°C



Cycle Life Curve

Different DOD Discharge Cycle Life Curve @1C



Self Discharge Characteristics Curve

Different Temperature Self Discharge Curve

