

TAB E.Leisure premium

Lithium Iron Phosphate Battery



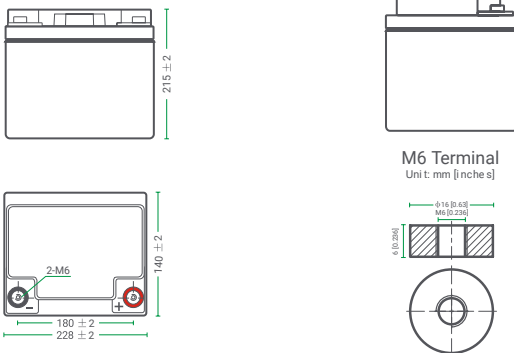
HD12.8-50
12.8V | 50Ah | 640Wh

Features of LiFePO4 Battery

- Longer Cycle Life:** Offers up to 20 times longer cycle life and five times longer float/calendar life than lead acid battery, helping to minimize replacement cost and reduce total cost of ownership.
- Lighter Weight:** About 40% of the weight of a comparable lead acid battery. A 'drop in' replacement for lead acid batteries.
- Higher Power:** Delivers twice power of lead acid battery, even high discharge rate, while maintaining high energy capacity.
- Wider Temperature Range:** -20°C~ 60°C.
- Superior Safety:** Lithium Iron Phosphate chemistry eliminates the risk of explosion or combustion due to high impact, overcharging or short circuit situation.



Physical Dimension



Application



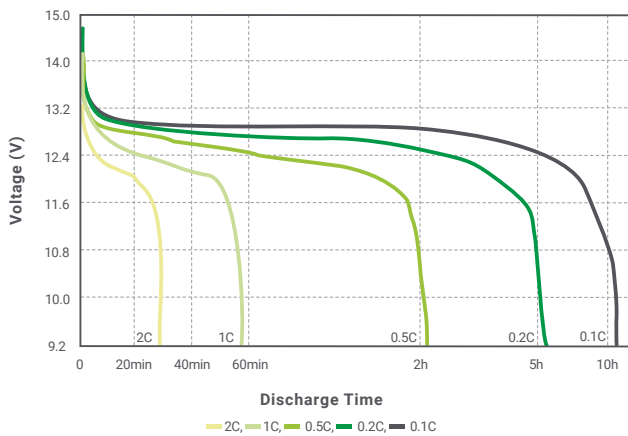
- Electric vehicles, electric mobility
- Solar/wind energy storage system
- UPS, backup power
- Telecommunication
- Medical equipment
- Lighting

Specification

Electrical Characteristics	Nominal Voltage	12.8V
	Nominal Capacity	50Ah (C ₂₀ , 25°C)
	Energy	640 Whm
	Internal Resistance	≤60mΩ
	Cycle Life	>4000 cycles
	Months Self Discharge	<3%
	Efficiency of Charge	100% @0.5C
	Efficiency of Discharge	96~99% @1C
Standard Charge	Charge Voltage	14.6V±0.2V
	Charge Mode	0.2C to 14.6V, then 14.6V charge current to 0.02C(CC/CV)
	Charger Current	25A
	Max. Charge Current	50A
	Charge Cut-off Voltage	15.6V±0.2V
Standard Discharge	Continuous Current	50A
	Max. Pulse Current	80A(<3s)
	Discharge Cut -off Voltage	10V
Environmental	Charge Temperature	0°C to 45°C (32F to 113F) @60±25% Relative Humidity
	Discharge Temperature	-20°C to 60°C (-4F to 140F) @60±25% Relative Humidity
	Storage Temperature	0°C to 40°C (32F to 104F) @60±25% Relative Humidity
	Water Dust Resistance	IP56
Mechanical	Cell & Method	26650 4S16P
	Plastic Case	ABS
	Dimensions (mm)	228*140*215mm
	Weight (kg)	6,8kg ± 5%
	Terminal	M6
Features	Bluetooth / RS485 / RS232 / SMBus / CANBus SOC LED / LCD Indicator	

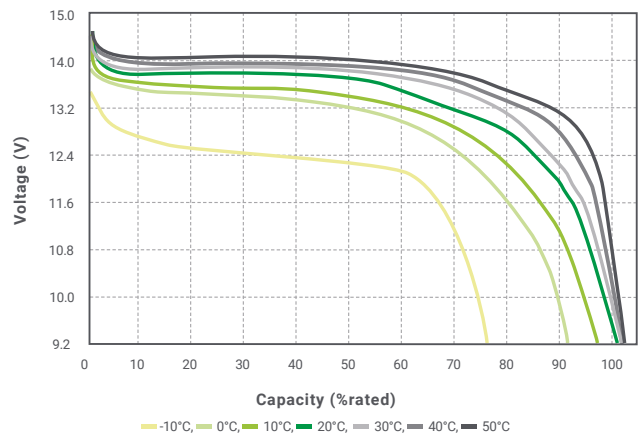
Different Rate Discharge Curve

Different Rate Discharge Curve @ 25°C



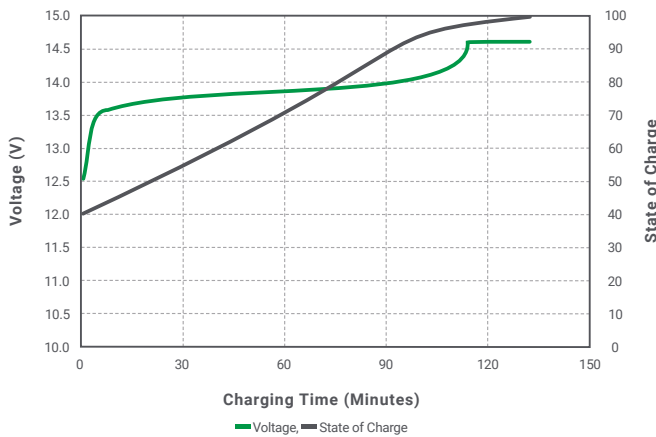
Different Temperature Discharge Curve

Different Temperature Discharge Curve @ 0.5



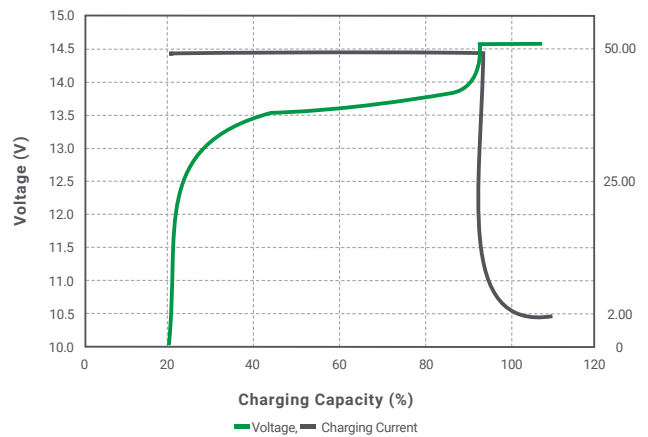
Characteristics Curve

State of Charge Curve @0.5C 25°C



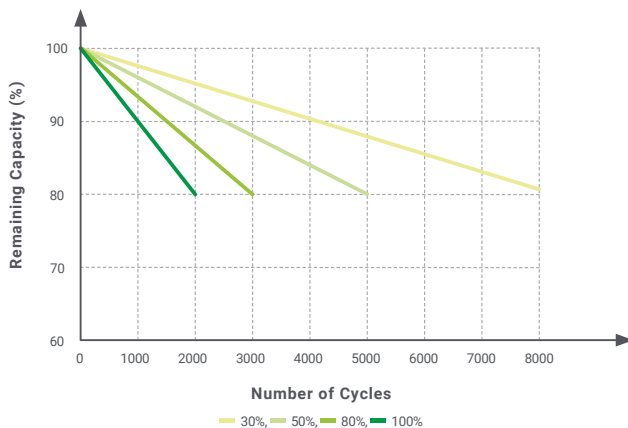
Characteristics Curve

Charging Characteristics @0.5C 25°C



Cycle Life Curve

Different DOD Discharge Cycle Life Curve @1C



Self Discharge Characteristics Curve

Different Temperature Self Discharge Curve

